

Authored by:



Rohan Reddy
Director of Research

Date: February 9, 2023
Topic: [Commodities](#)

GLOBAL X ETFs RESEARCH

Investing in Commodities: Emerging Technologies Start Here

Commodities' physicality distinguishes them from other asset classes. Investing in commodities requires a fundamental understanding of the factors that affect commodities' prices and valuations. The essential roles that commodities play in disruptive, next-generation technologies, and the investment opportunities arising from this dynamic makes this understanding for investors critical. In this piece, we look to explore the commodity markets further, and the different aspects market participants should consider when investing in these markets.

Key Takeaways

- A raw material's discovery to commercialization path is long. The value chain stages are as follows: upstream, midstream and downstream. Natural disasters, geopolitical conflicts, economic downturns or new technologies can interrupt or change commodities supply.
- Demand indicators for commodities can vary by geography and industry. Keeping tabs on China's consumption is crucial because of the country's need to acquire more commodities than it produces. When economics allow, similar commodities might be swapped, altering demand.
- Commodity prices historically change inversely with the strength of the U.S. dollar. Commodities can be a hedge against inflation because of their inherent value, as their prices fluctuate with economic activity. Structural supply-demand imbalances can cause decades-long commodity supercycles.

Important Commodities Factors to Watch

Supply Factors

The path from initial discovery to commercialization of a raw material is lengthy and complex. The value chain consists of three stages. Upstream refers to the extraction of a product, such as crude oil or metal ore, to the surface from the earth's crust. Midstream refers to the transportation and storage of raw materials prior to further processing. Downstream refers to when a raw material is transformed into finished goods for sale to consumers.

Events such as natural disasters, geopolitical conflicts, and economic downturns can disrupt a commodity's supply. Governments keep strategic reserves as a hedge against unpredictable supply disruptions. Inventories and spare capacity allow companies to mitigate mismatch in supply and demand.¹

New technology can alter the geopolitical equilibrium. For example, efficient and low-cost shale oil extraction propelled the United States to the ranks of the world's leading oil producers.²

Demand Factors

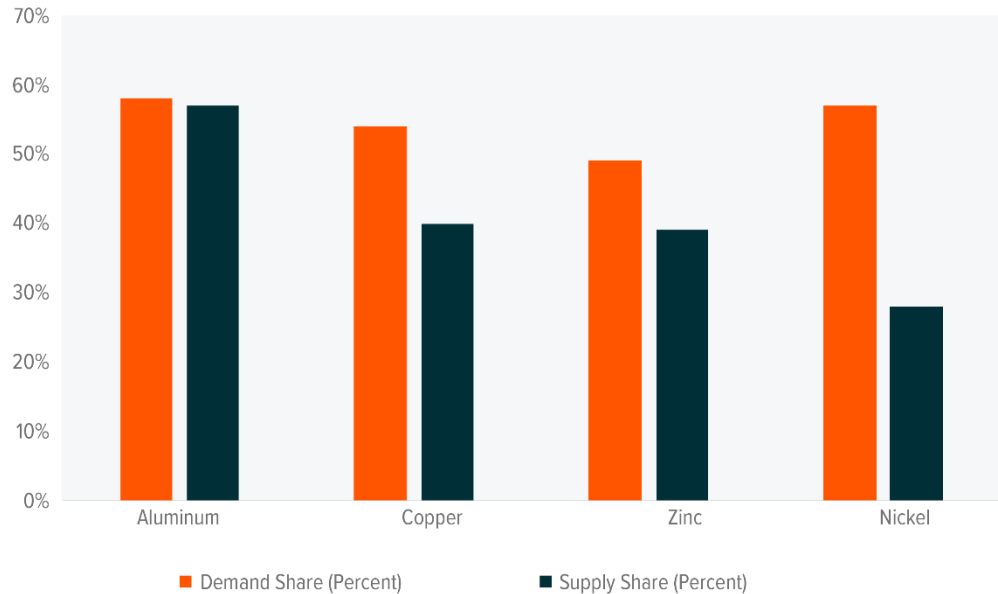
Commodities consumption often varies by industry and region, which means demand indicators vary. For example, scheduled flights help estimate jet fuel demand.³ A market like China imports more commodities



than it produces, so monitoring the country’s consumption is essential. Commodity prices typically rise when imports to China rise in response to tighter markets.⁴

CHINA BASE METALS SUPPLY & DEMAND SHARE

Sources: Global X ETFs with information derived from: JP Morgan (2022, May 06) Base Metals Primer. China base metals supply (refining or smelting) and demand shares, 2021. Unit: Percent of global.



Also affecting demand is that commodities with similar attributes can be substituted when the economics make sense. For example, instead of copper, aluminum can be used for automobile wiring and tubing. Fuel switching is an option for electric generation and industrial users. Utilities often replace coal with natural gas when gas prices are low.⁵

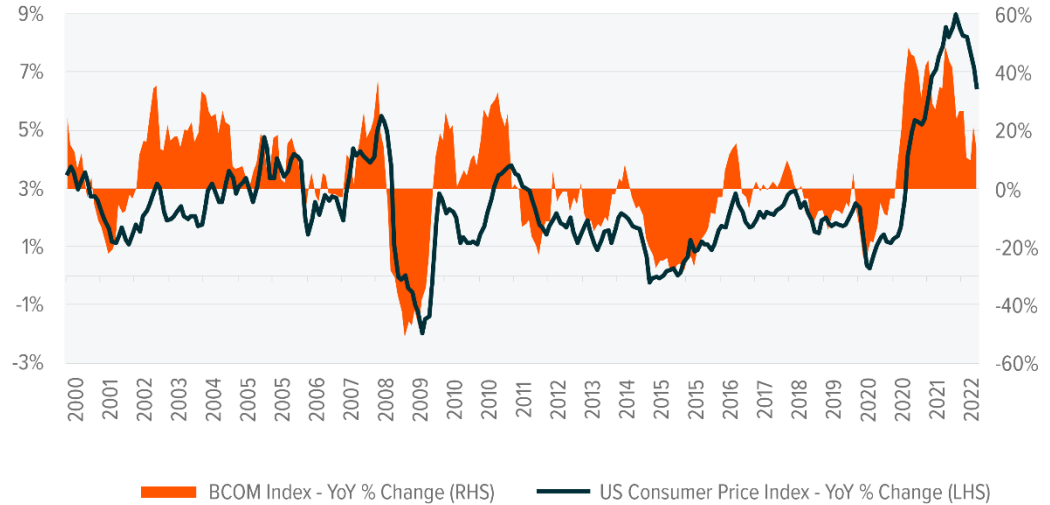
Macro Indicators, Business Cycles and Supercycles

Commodities prices tend to fluctuate at a rate that is inversely proportional to the strength of the U.S. dollar, a universal standard for commodity pricing. Due to their inherent value, commodities can be viewed as a hedge against inflation and tend to gain value when consumer prices rise.



COMMODITIES AND US INFLATION IS OFTEN POSITIVELY CORRELATED

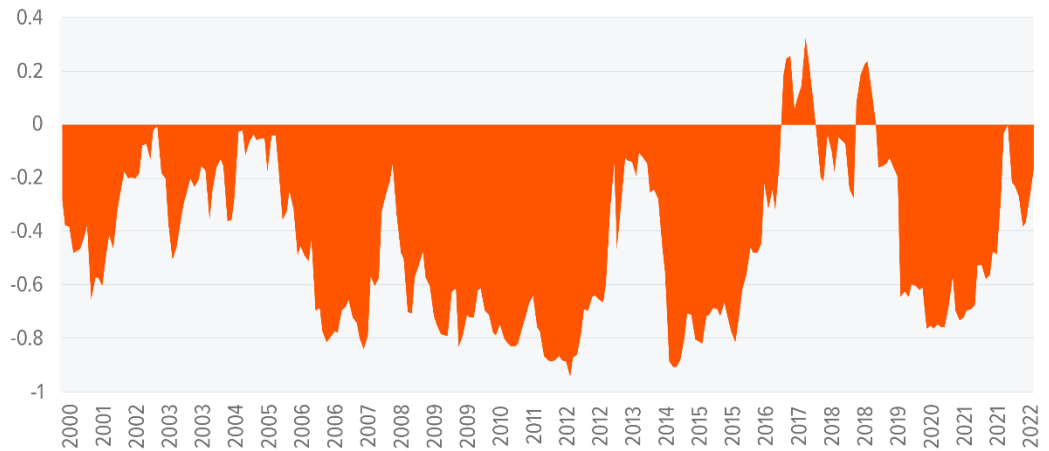
Sources: Global X ETFs with information derived from Bloomberg LP. (n.d.). PX_LAST function, Commodities asset class represented by BCOM Index and US Inflation represented by US Consumer Price Index [data set]. Data from 29th December 2000 to 30th December 2022. Unit: Year on Year Percent Change.



The Bloomberg Commodity Index (“BCOM” or the “Index”) is designed to be a highly liquid and diversified benchmark for commodity investments. BCOM provides broad-based exposure to commodities and no single commodity or sector dominates the Index. The following 21 Commodities are in the Index for 2022 year following application of the index rules: Aluminum, Coffee, Copper, Corn, Cotton, Crude Oil, Gold, Lean Hogs, Live Cattle, Low Sulphur Gas Oil, Natural Gas, Nickel, RBOB Gasoline, Silver, Soybean Meal, Soybean Oil, Soybeans, Sugar, Wheat, ULS Diesel, Zinc.

COMMODITIES AND US DOLLAR 12-MONTH ROLLING CORRELATION

Sources: Global X ETFs with information derived from Bloomberg LP. (n.d.). PX_LAST function, Commodities represented by BCOM Index and USD Dollar represented by DXY Curncy [data set]. Monthly, rolling correlation (12 months). Data from 29th December 2000 to 30th December 2022.



Commodities are cyclical. Their prices generally rise and fall based on economic activity. Commodities have shown consistent late-cycle appreciation over the business cycles. Late in a business cycle, inventory is low, and supply is lower than during expansion.⁶

Supercycles are decades-long commodities price booms and busts triggered by supply and demand imbalances. For example, when an unindustrialized country or region begins to industrialize, its demand for commodities increases along with its competition for global supplies. As demand increases faster than supply, prices rise. Structural deficiencies can be a factor in the higher prices.

The global economy's transition to clean energy, including electric mobility, wind and solar, and grid upgrades, may spark a new commodities supercycle given the essential roles that they play in cleantech.⁷

How to Gain Exposure to Commodities

There are multiple ways to invest in commodities depending on the type of exposure an investor wants. Derivatives are the most common instruments used. Futures, forwards, options, and swaps are all available forms of commodity derivatives. One downside of futures is the potential for contango, when futures prices of a commodity are higher than the spot (current) price. This dynamic can erode gains over time, even if the spot price of the commodity rises.

Investors can buy and hold physical commodities if they can handle storage and the associated storage costs. Also, investors can gain exposure to commodities indirectly by purchasing mining companies' stocks, which also means exposure to idiosyncratic company risks.

Given commodities' complexity, ETFs are an efficient investment vehicle for investors to find direct and indirect exposure to a single commodity or a diversified group.

An ETF on mining stocks can indirectly track commodity prices. Due to fixed extraction costs, these stocks are leveraged plays on commodities. Miners can increase production as profits rise, employing operating leverage to improve earnings in bullish markets. For this reason, despite producing higher levels of volatility than their underlying commodities, mining stock ETFs are often an attractive solution for investors to express views of positive sentiment in the commodity markets.



INVESTING IN COMMODITIES

Source: Global X ETFs.

Physical	Options and Futures	Physical ETF	Mining stocks	Miners and Explorers ETF
<p>Most direct exposure to commodities spot prices, however storage, insurance, and transit charges may be expensive.</p> <p>Mainly seen as a buy-and-hold strategy.</p>	<p>Mostly used for tactical short-term trading or hedging.</p> <p>Can provide investors with exposure to the price changes of commodities with little or minimal capital commitment.</p> <p>Possibility of more liquidity than direct ownership and the ability to utilize leverage, but subject to contango.</p> <p>Volatility in options markets can often be a challenge for commodity investors though.</p>	<p>Provides better liquidity than direct physical ownership and manages storage and insurance aspects, although a management fee is charged.</p> <p>Holds a variety of investments, making the instrument already diversified.*</p>	<p>Investing in firms involved in various aspects of the commodities supply chain provides indirect exposure to that commodity's market.</p> <p>These equities can be highly linked to the price of the respective commodity, but investors are also exposed to the operational risks of particular mining businesses.</p>	<p>Offers exposure to a basket of companies involved in the commodities (or specific commodity) supply chain, potentially mitigating the operational risks of any one company.</p> <p>Can come in a variety of flavors for more targeted exposures, including ETFs specifically focused on the broad mining space, small-cap miners, and exploration companies.</p> <p>The ETF comes with fund fees and can be more volatile than the price of the commodity.</p> <p>Holds a variety of investments, making the instrument already diversified.*</p>

*Not all products meet the definition of diversified under the 1940 Act

Commodities continue to be an attractive potential hedge against inflation and store of value in times of economic downturns and geopolitical instability, which is why many investors are interested in purchasing them. Since they have had negative correlations with the US dollar, they are an asset that can help diversify a portfolio. Finally investing in different commodities, for example base metals, uranium, corn, etc., can provide a broad exposure to a wide range of industries, including mining, agriculture, energy, and more.

Footnotes

1. MITSloan Management Review (2004, Fall). Risk To Avoid Supply-Chain Breakdown.
2. Financial Times. (2023, January 16). What the end of the US shale revolution would mean for the world.
3. Reuters. (2023, January 27). Jet fuel prices up as demand jumps, refinery outages limit supply.
4. Financial Times. (2023, January 30). What China's reopening means for markets.
5. World Bank (2019, October). Special Focus. The Role of Substitution in Commodity Demand.
6. World Bank (2022, January 24). Commodity price cycles: Causes and consequences.
7. Financial Times. (2021, May 21). Markets weigh prospect of new commodities supercycle.

Glossary

Correlation: a measure of the degree to which two securities move in regard to one another. A positive correlation exists when two variables work in tandem, such that as one rises or falls, the other follows suit.



This information should not be relied upon by the reader as research or investment advice regarding the funds or any stock in particular. Please consult your financial advisor for more information.

Global X's Commodity Suite does not invest directly in or hold physical commodities.

Index returns are for illustrative purposes only and do not represent actual Fund performance. Index returns do not reflect any management fees, transaction costs or expenses. Indexes are unmanaged and one cannot invest directly in an index. Past performance does not guarantee future results.

Investing involves risk, including the possible loss of principal. Diversification does not ensure a profit nor guarantee against a loss. International investments may involve risk of capital loss from unfavorable fluctuation in currency values, from differences in generally accepted accounting principles, or from economic or political instability in other nations. Emerging markets involve heightened risks related to the same factors as well as increased volatility and lower trading volume. Narrowly focused investments may be subject to higher volatility. There are additional risks associated with investing in uranium, copper, gold, silver, lithium and other base and precious metals and their respective mining industries. The securities of companies involved in the mining industry may under- or over-perform the price of the respective commodity over the short- or long-term. URA, COPX, GOEX, SIL, DMAT, LIT are non-diversified.

Shares of ETFs are bought and sold at market price (not NAV) and are not individually redeemed from the Fund. Brokerage commissions will reduce returns.

Carefully consider the Funds' investment objectives, risks, and charges and expenses before investing. This and other information can be found in the Funds' summary or full prospectuses, which are available at globalxetfs.com. Please read the prospectus carefully before investing.

Global X Management Company LLC serves as an advisor to Global X Funds. The Funds are distributed by SEI Investments Distribution Co. (SIDCO), which is not affiliated with Global X Management Company LLC or Mirae Asset Global Investments. Global X Funds are not sponsored, endorsed, issued, sold or promoted by Solactive AG, nor does Solactive AG make any representations regarding the advisability of investing in the Global X Funds. Neither SIDCO, Global X nor Mirae Asset Global Investments are affiliated with Solactive AG.

